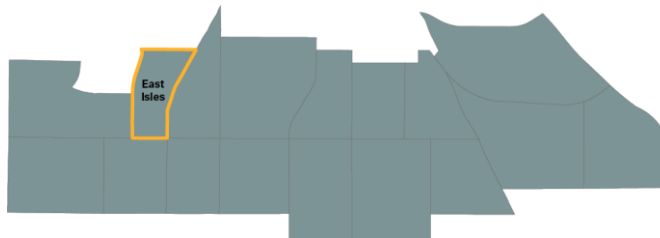


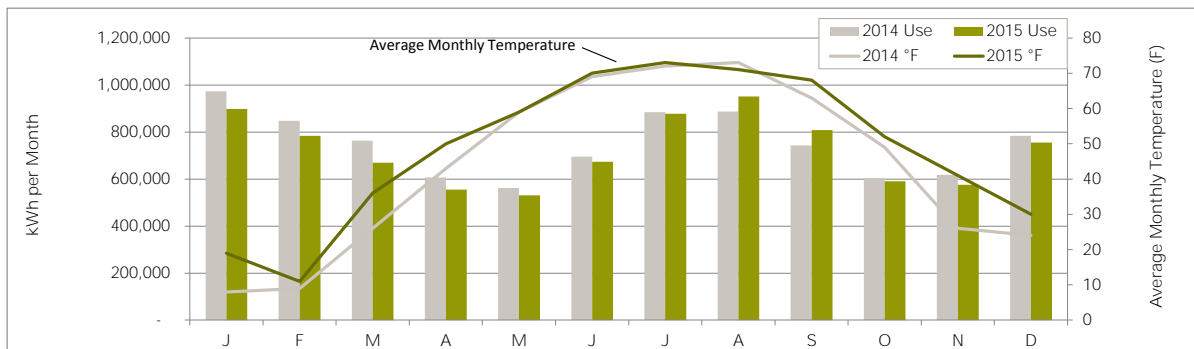
EAST ISLES

Neighborhood Energy Snapshot: Residential Energy Use
 2015 Annual Summary



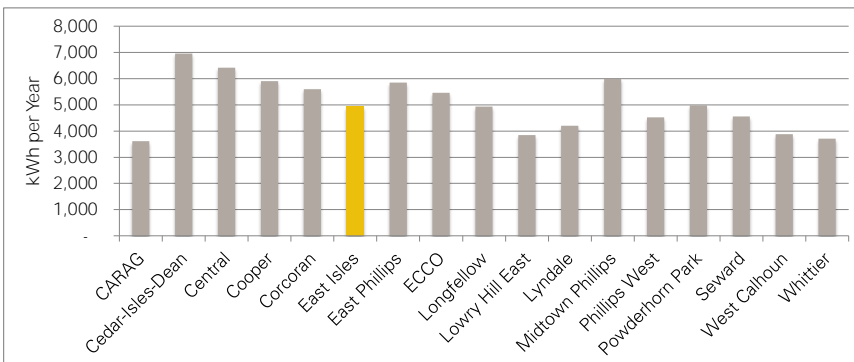
East Isles Month-by-Month Energy Use

Total Neighborhood Residential Electricity Use (2014, 2015)



Neighborhood Residential Energy Use per Premise (2015)

Average annual electricity use per residential premise



Percent of Lake Street's
Residential Energy Use

4%

Average Residential
Premises (2015)

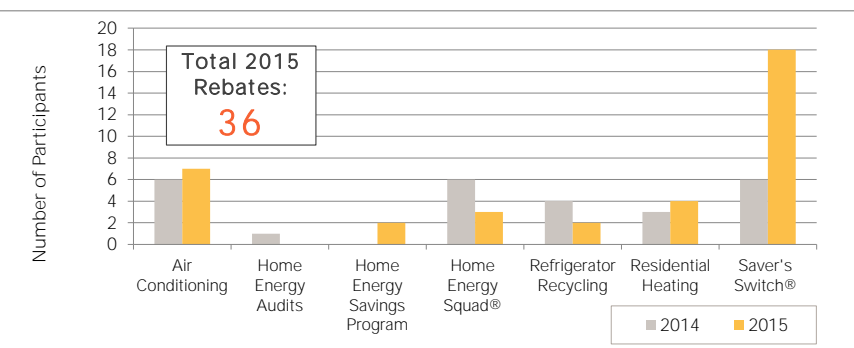
1,762

Average Annual Use
per Premise (kWh)

4,924

Conservation Program Participation

Total rebates for Xcel Energy residential conservation programs (2014, 2015)



Solar Garden
Sign-ups

5

Community
Pledges

24