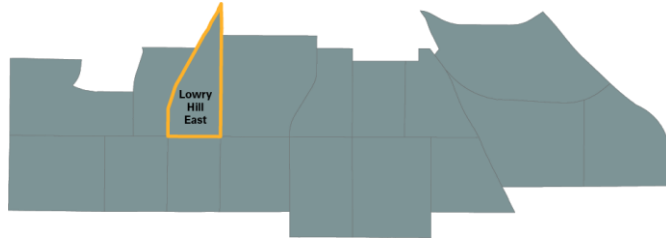


Lake Street Energy Challenge

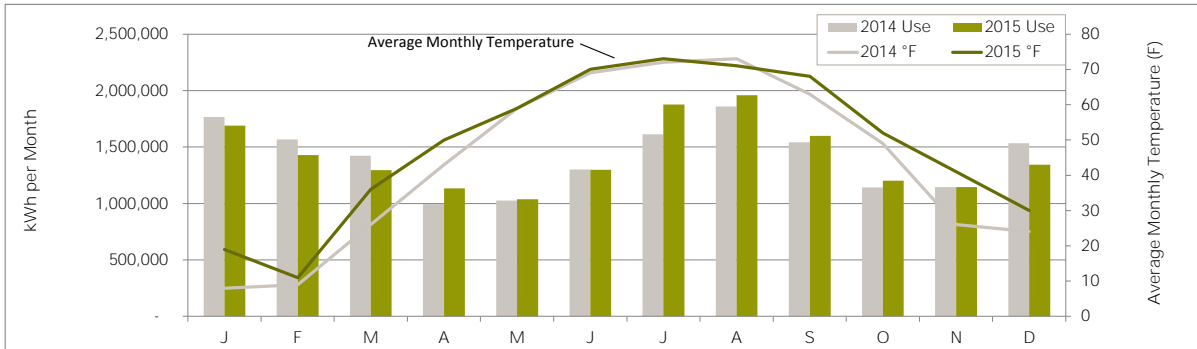
Lowry Hill East

Neighborhood Energy Snapshot: Residential Energy Use
2015 Annual Summary



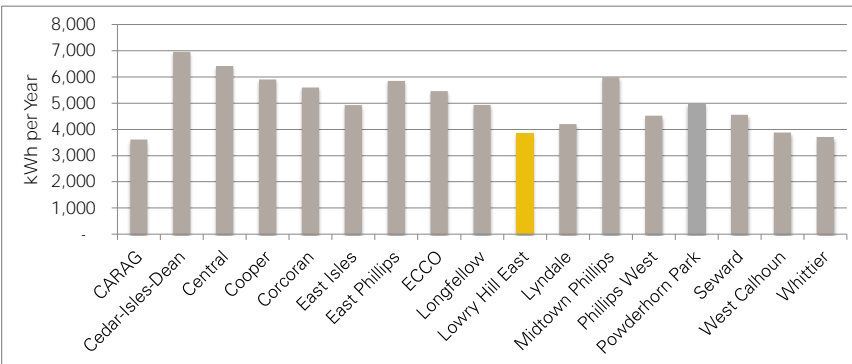
Lowry Hill East's Month-by-Month Energy Use

Total Neighborhood Residential Electricity Use (2014, 2015)



Neighborhood Residential Energy Use per Premise (2015)

Average annual electricity use per residential premise



Percent of Lake Street's Residential Energy Use

9%

Average Residential Premises (2015)

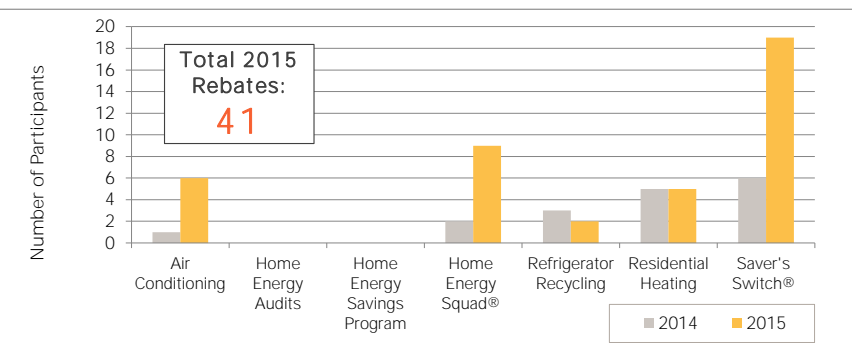
4,424

Average Annual Use per Premise (kWh)

3,845

Conservation Program Participation

Total rebates for Xcel Energy residential conservation programs (2014, 2015)



Solar Garden Sign-ups

0

Community Pledges

6