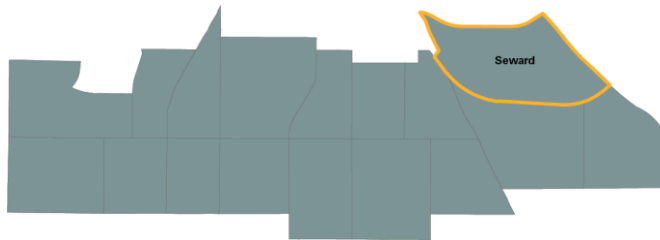


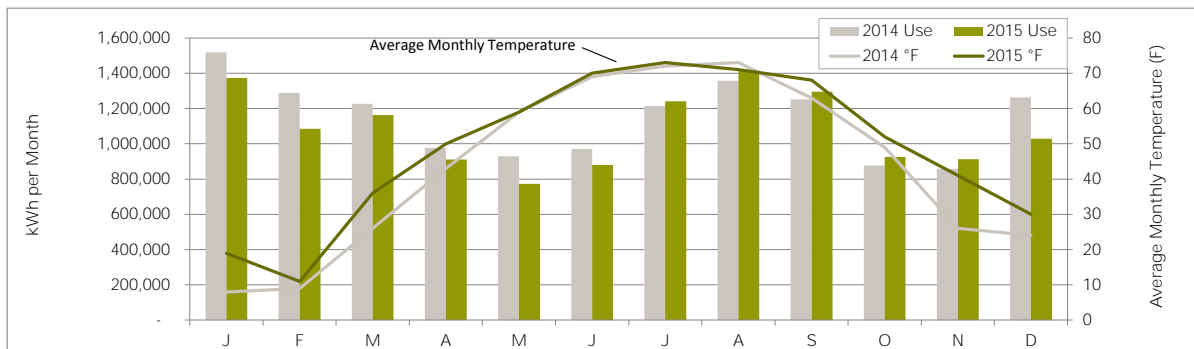
## Seward

Neighborhood Energy Snapshot: Residential Energy Use  
 2015 Annual Summary



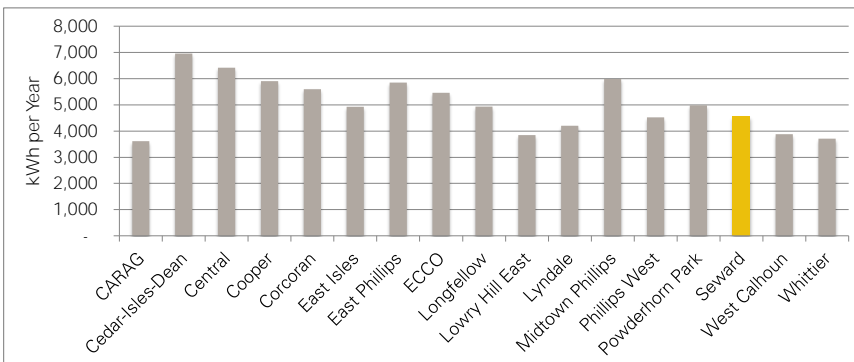
### Seward's Month-by-Month Energy Use

Total Neighborhood Residential Electricity Use (2014, 2015)



### Neighborhood Residential Energy Use per Premise (2015)

Average annual electricity use per residential premise



Percent of Lake Street's  
Residential Energy Use

**7%**

Average Residential  
Premises (2015)

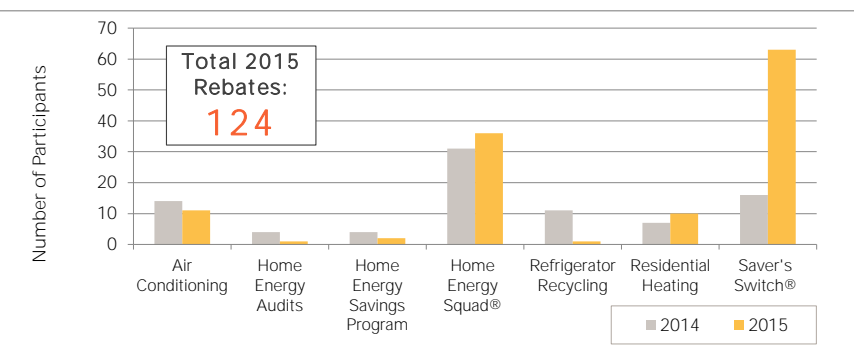
**2,855**

Average Annual Use  
per Premise (kWh)

**4,554**

### Conservation Program Participation

Total rebates for Xcel Energy residential conservation programs (2014, 2015)



Total 2015  
Rebates:  
**124**

Solar Garden  
Sign-ups

**0**

Community  
Pledges

**19**