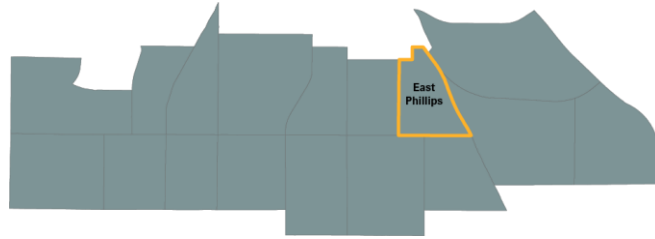


Lake Street Energy Challenge

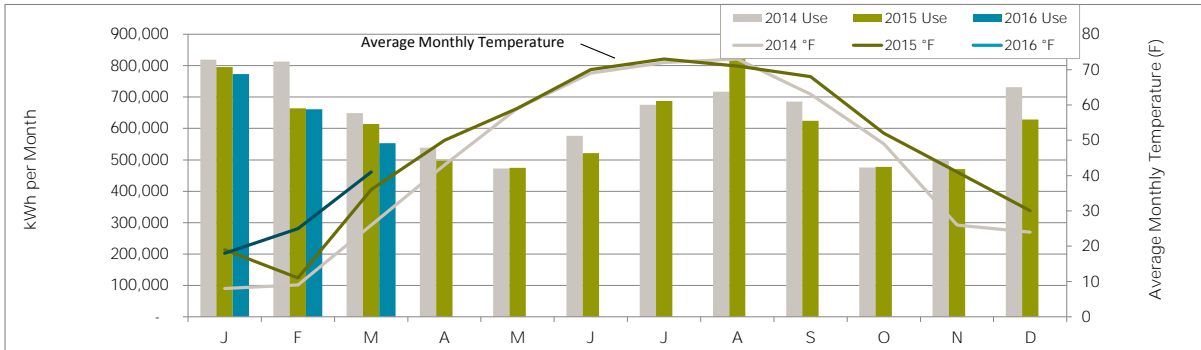
East Phillips

Neighborhood Energy Snapshot: Residential Energy Use
2016 Q1 Summary



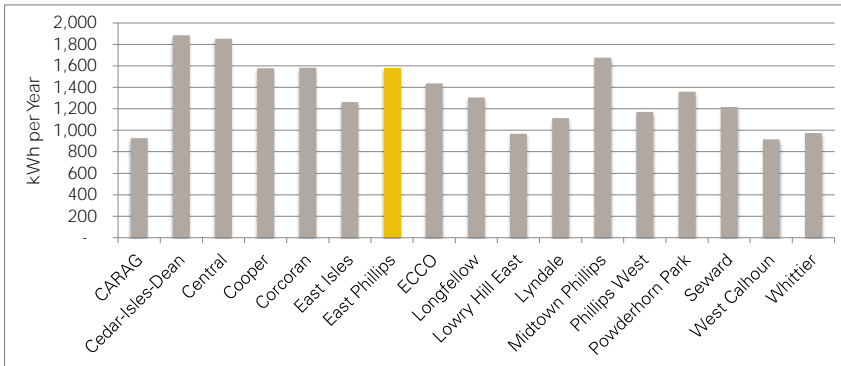
Month-by-Month Energy Use

Total Neighborhood Residential Electricity Use (2014, 2015, 2016)



Neighborhood Residential Energy Use per Premise (2016)

Average electricity use per residential premise Quarter 1



Q1 2016

Percent of Lake Street's Residential Energy Use

4%

Average Residential Premises (2016)

1260

Average Q1 Use per Premise (kWh)

1577

Cumulative since June 2015

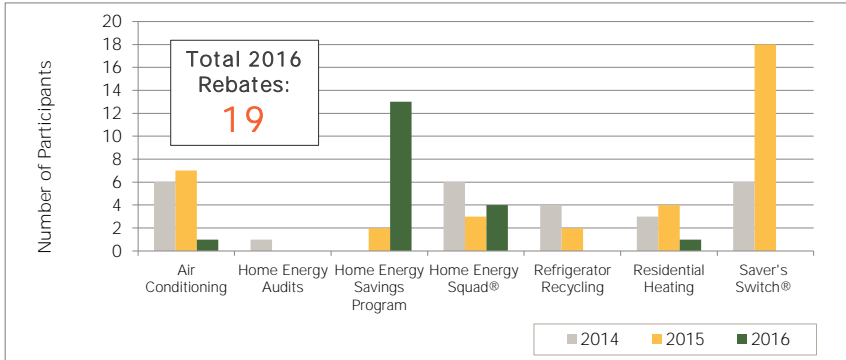
Solar Garden Sign-ups Community Pledges

0

7

Conservation Program Participation

Total rebates for Xcel Energy residential conservation programs (2014, 2015, Q1 2016)



Total 2016 Rebates: 19