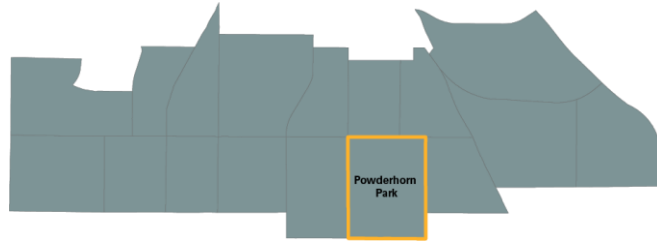


Lake Street Energy Challenge

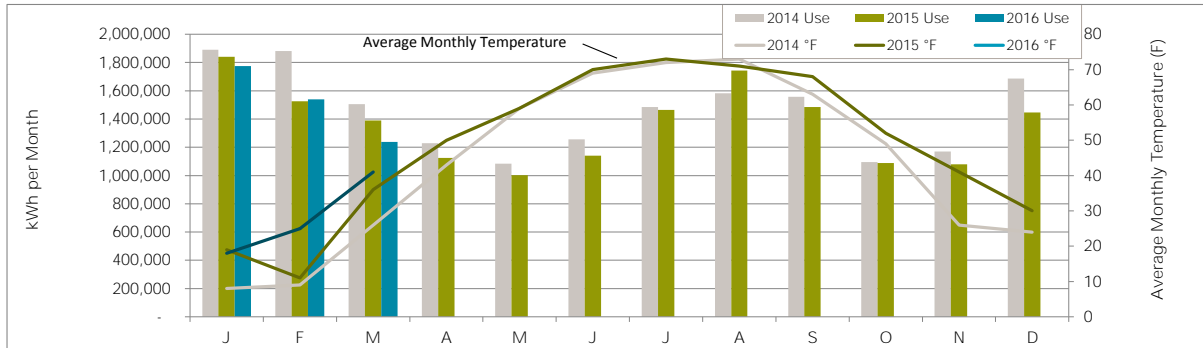
Powderhorn

Neighborhood Energy Snapshot: Residential Energy Use
2016 Q1 Summary



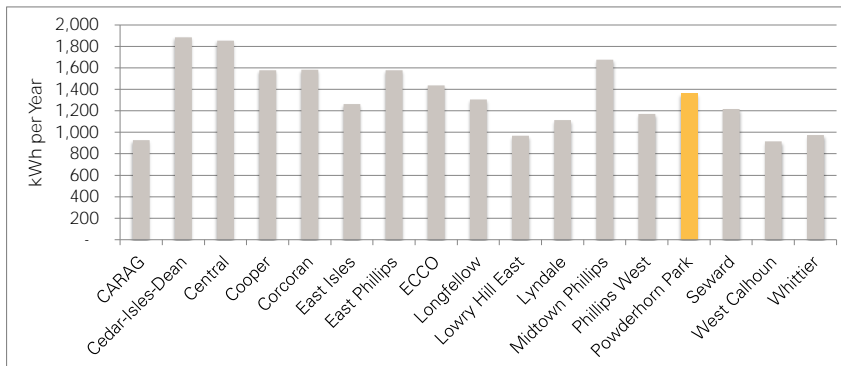
Month-by-Month Energy Use

Total Neighborhood Residential Electricity Use (2014, 2015, 2016)



Neighborhood Residential Energy Use per Premise (2016)

Average electricity use per residential premise Quarter 1



Q1 2016

Percent of Lake Street's
Residential Energy Use

8%

Average Residential
Premises (2016)

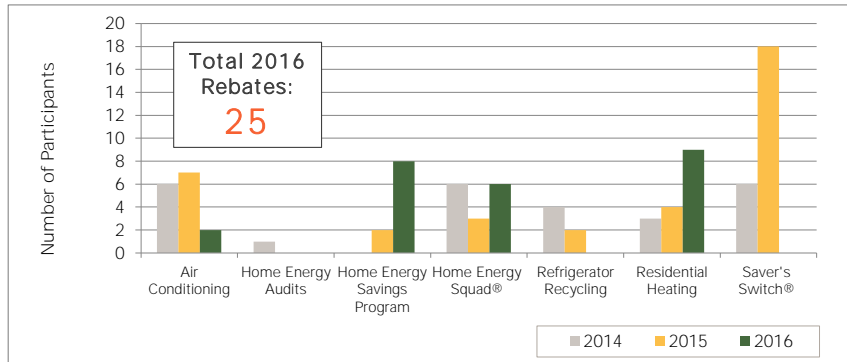
3347

Average Q1 Use per
Premise (kWh)

1360

Conservation Program Participation

Total rebates for Xcel Energy residential conservation programs (2014, 2015, Q1 2016)



Total 2016
Rebates:
25

Cumulative since
June 2015

Solar Garden
Sign-ups Community
Pledges

0

4